



VESSEL NAME	BUILT	IMO NO.	FLAG	VESSEL NAME	BUILT	IMO NO.	FLAG
HC BEA-LUNA	2000	9235488	ANTIGUA & BARBUDA	HC NADJA-MARIA	2000	9214173	ANTIGUA & BARBUDA
HC SVEA-KIM	2000	9235490	ANTIGUA & BARBUDA				

### GENERAL INFORMATION

TYPE	BOX-HOLD MPP SINGLE/TWEEDECKER
CLASS	RINA

### TONNAGE

DWT	9,000 MT
GT	6,382
NT	3,419

### MAIN DATA

LOA	129.45 M
BEAM	15.85 M
SUMMER DRAFT	7.45 M
MAX SPEED	ABOUT 13 KNOTS

### HOLDS / HATCHES

NUMBER	2 HOLDS / 2 HATCHES
HATCH DIMENSIONS	
HATCH NO. 1:	38.95 X 13.15 M
HATCH NO. 2:	52.19 X 13.15 M

### CARGO CAPACITY

TOTAL CAPACITY	12,059 CBM BALE 12,775 CBM GRAIN
----------------	-------------------------------------

### FLOOR SPACE

UNDER DECK	2,158 SQM
ON DECK	1,196 SQM
TOTAL	3,354 SQM

### DECK STRENGTHS

TANKTOP	18 MT / SQM
TWEEDECK	3.5 MT / SQM
HATCHCOVER	1.75 MT / SQM

### CONTAINER CAPACITY

IN HOLD	262 TEU
ON DECK	300 TEU
TOTAL (NOMINAL)	562 TEU
REEFER RECEPTABLES	40 FOR 20' CONTAINERS

### CARGO HANDLING GEAR

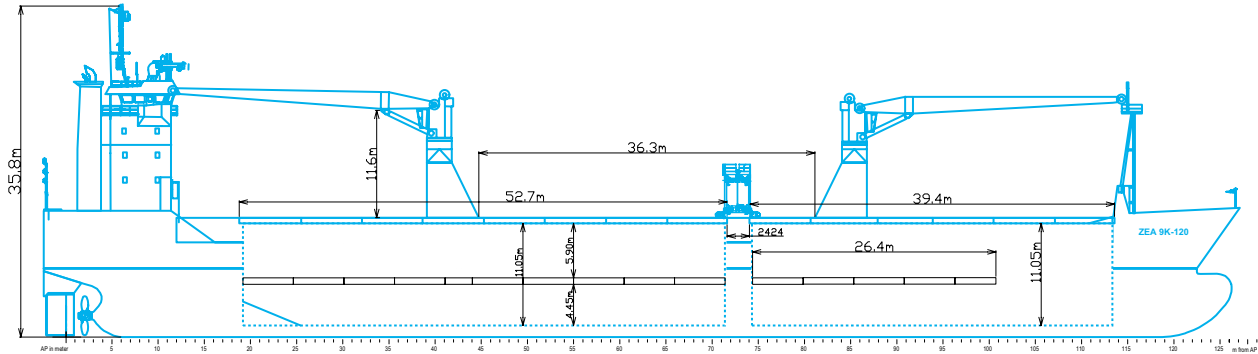
CRANES	2 X 60 MT (STARBOARD)
COMBINED LIFT CAPACITY	120 MT

### SPECIAL EQUIPMENT/FEATURE

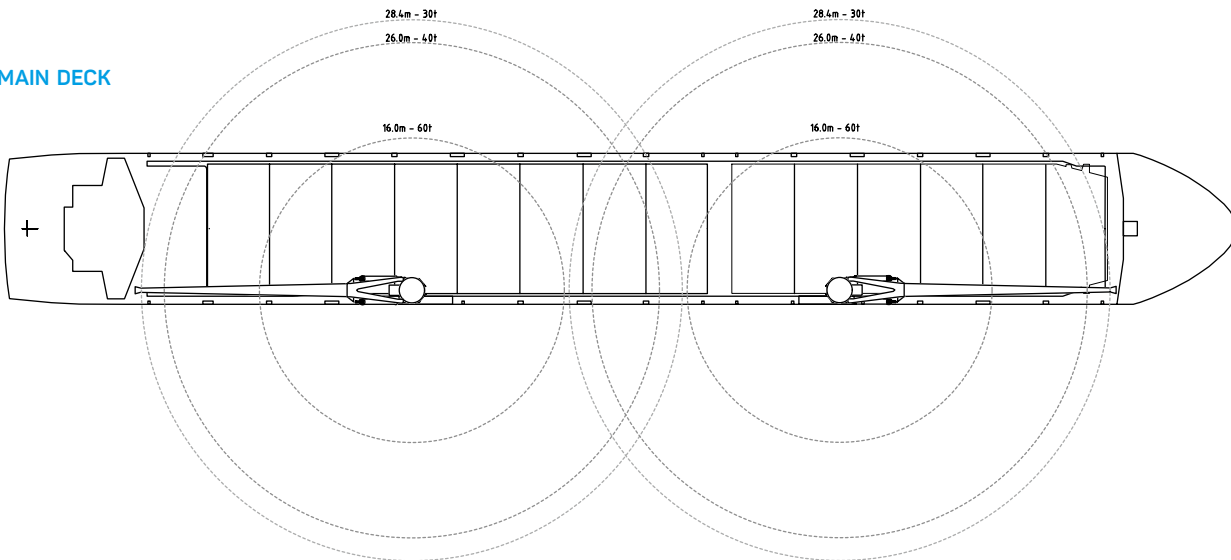
IMO FITTED	YES
BOWTHRUSTER	400 KW

All above details are given in good faith but without guarantee. This description may not be used as basis for time charter parties or booking notes. If you would like to receive further information please contact our sales team or send your request by email to [tonnage@zeamarine.com](mailto:tonnage@zeamarine.com).

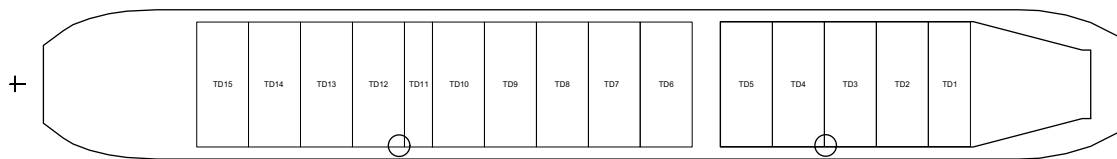
## SIDE VIEW



## MAIN DECK



## TWEENDECK



## HOLDS & DOUBLE BOTTOM

