



VESSEL NAME	BUILT	IMO NO.	FLAG
COE LUISA	2008	9435026	ANTIGUA & BARBUDA

GENERAL INFORMATION

TYPE	HEAVY-LIFT BOX-HOLD MPP TWEENDECKER
CLASS	DNV GL

TONNAGE

DWT	12,780 MT
GT	9,611
NT	4,260

MAIN DATA

LOA	138.07 M
BEAM	21.00 M
SUMMER DRAFT	8.00 M
MAX SPEED	ABOUT 15.5 KNOTS

HOLDS / HATCHES

NUMBER	3 HOLDS / 3 HATCHES
HATCH DIMENSIONS	
HATCH NO. 1	18.75 X 15.00/10.06 M
HATCH NO. 2	42.00 X 17.50 M
HATCH NO. 3	25.50 X 17.50 M

CARGO CAPACITY

TOTAL CAPACITY	15,952 CBM (WITHOUT TWEENDECK)
----------------	--------------------------------

FLOOR SPACE

UNDER DECK	2,810 SQM
ON DECK	1,480 SQM
TOTAL	4,290 SQM

DECK STRENGTHS

TANKTOP	16 MT / SQM
TWEENDECK	
HOLD NO.1	2.5 MT / SQM
HOLD NO. 2 UPPER POS.	2.5 MT / SQM
HOLD NO. 2 LOWER+MID POS.	4 MT / SQM
HOLD NO. 3	4 MT / SQM
HATCHCOVER	1.75 MT / SQM

CONTAINER CAPACITY

IN HOLD	334 TEU
ON DECK	331 TEU
TOTAL (NOMINAL)	665 TEU
REEFER PLUGS	50

CARGO HANDLING GEAR

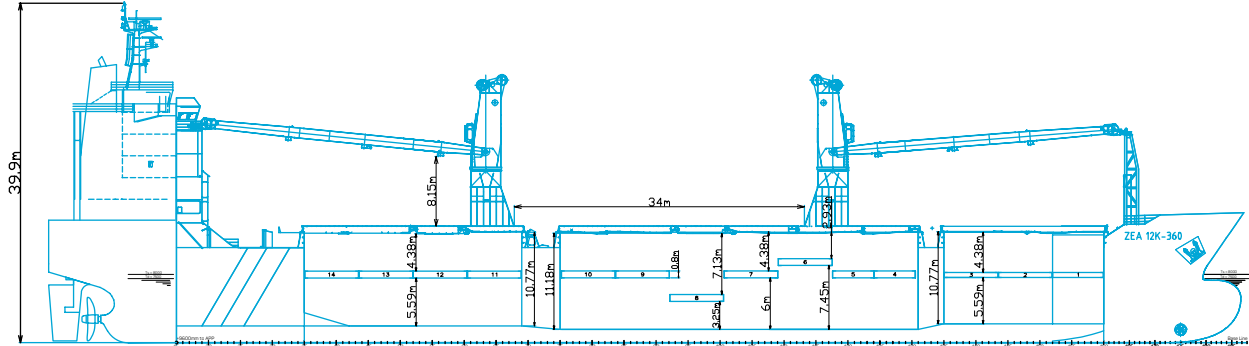
CRANES	2 X 180 MT (PORT SIDE)
COMBINED LIFT CAPACITY	360 MT

SPECIAL EQUIPMENT/FEATURE

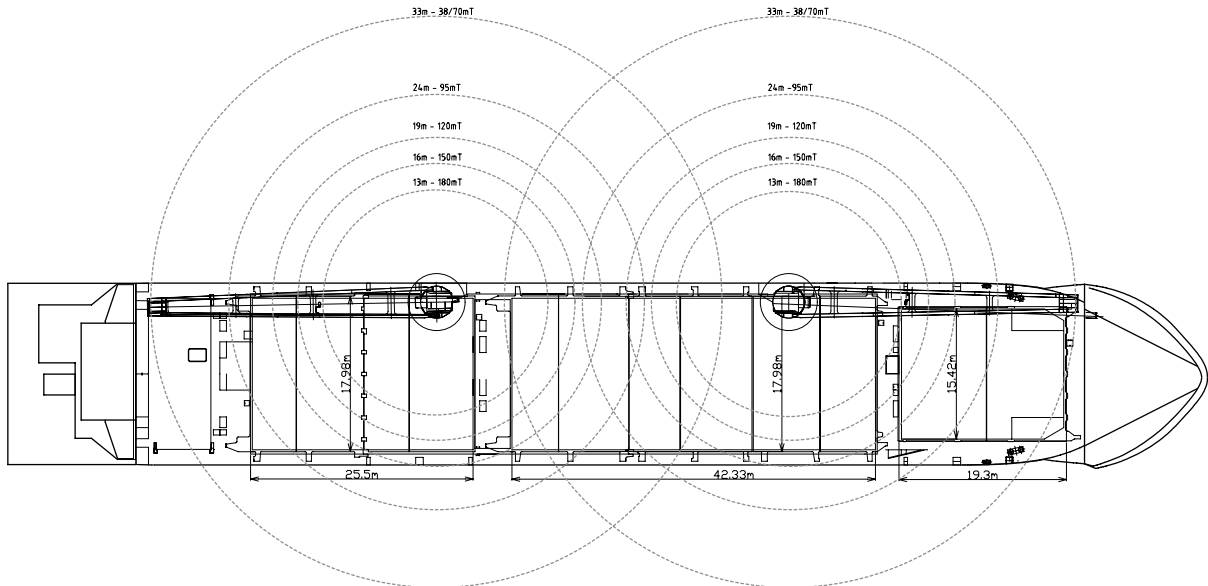
HIGHEST ICECLASS	YES
IMO FITTED	YES
LAKES FITTED	YES
CO2 FITTED	YES

All above details are given in good faith but without guarantee. This description may not be used as basis for time charter parties or booking notes. If you would like to receive further information please contact our sales team or send your request by email to tonnage@zeamarine.com.

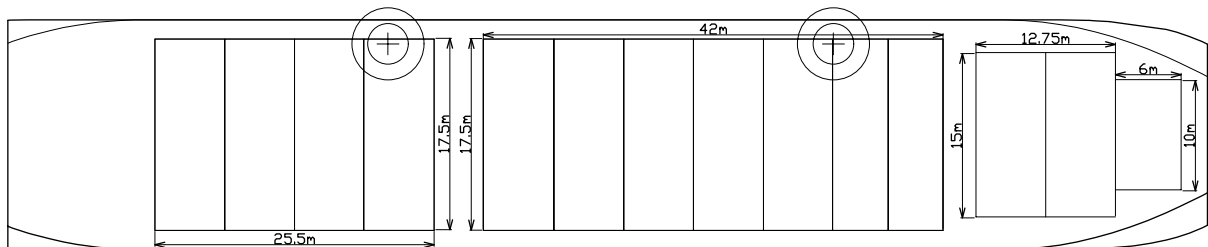
SIDE VIEW



MAIN DECK



TWEENDECK



HOLDS & DOUBLE BOTTOM

